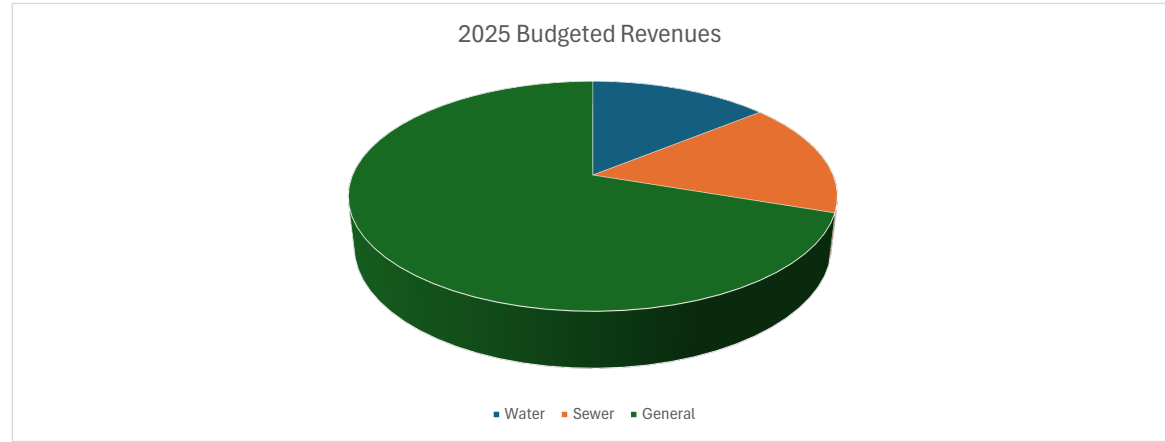


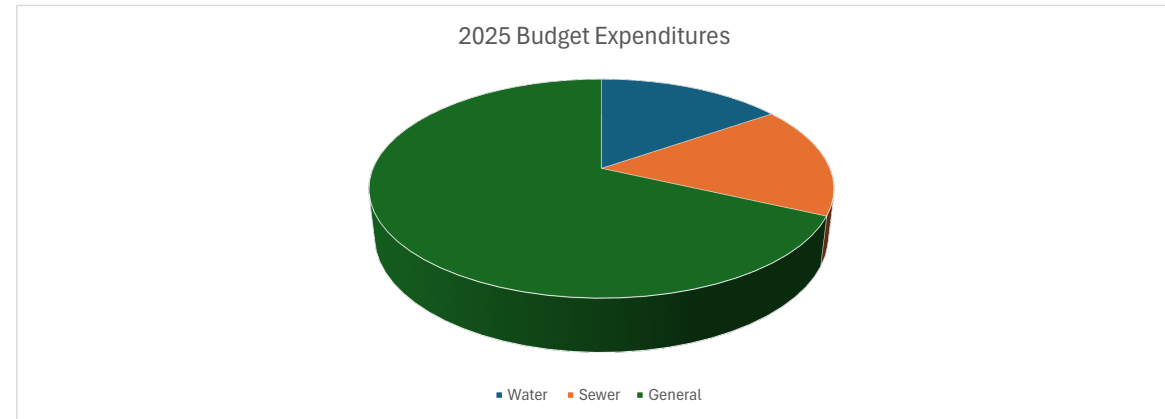
BOROUGH OF  
ALBURTIS  
2025  
Budget



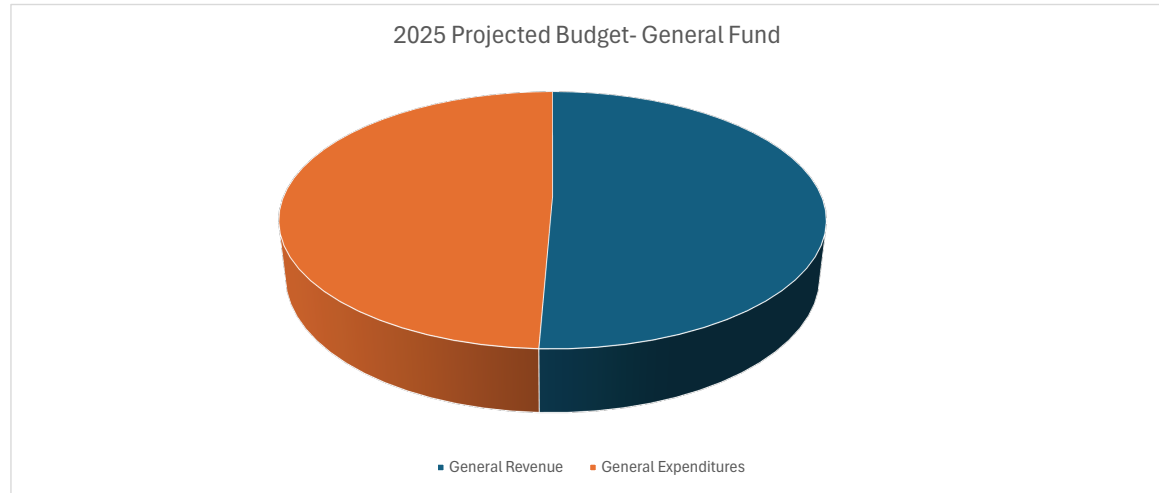
2025 Revenues		
	Water	\$520,000.00
	Sewer	\$621,458.00
	General	\$2,568,514.00



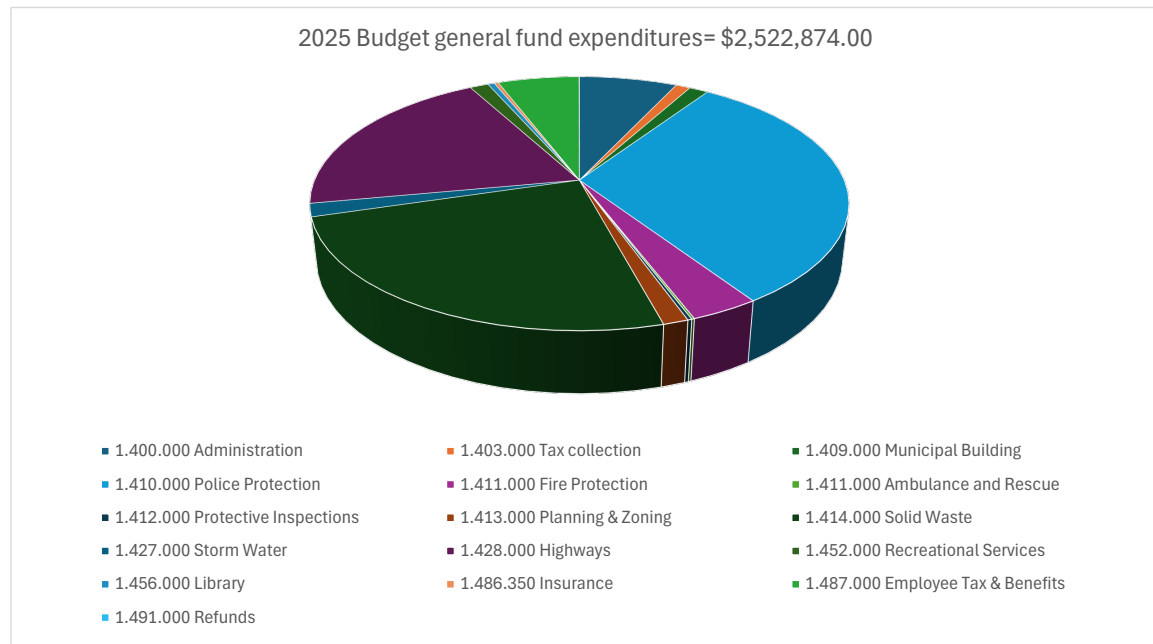
2025 Expenditures		
	Water	\$565,854.00
	Sewer	\$607,759.00
	General	\$2,522,874.00



2025 Budget		
	General Revenue	\$2,568,514.00
	General Expenditures	\$2,522,874.00



2025 Budget general expenditures		\$2,522,874.00
1.400.000	Administration	\$176,478.00
1.403.000	Tax collection	\$26,129.00
1.409.000	Municipal Building	\$33,972.00
1.410.000	Police Protection	\$784,149.00
1.411.000	Fire Protection	\$87,655.00
1.411.000	Ambulance and Rescue	\$3,600.00
1.412.000	Protective Inspections	\$5,200.00
1.413.000	Planning & Zoning	\$32,000.00
1.414.000	Solid Waste	\$614,111.00
1.427.000	Storm Water	\$41,581.00
1.428.000	Highways	\$510,657.00
1.452.000	Recreational Services	\$33,134.00
1.456.000	Library	\$12,980.00
1.486.350	Insurance	\$7,231.00
1.487.000	Employee Tax & Benefits	\$146,397.00
1.491.000	Refunds	\$600.00
1.150.000	Gasoline and taxes	\$7,000.00



GENERAL FUND REVENUES		2024 Approved Budget	2025 Prelim. Budget
01.301.10	Real Estate Taxes - Current Year	\$ 673,513	\$ 673,513
01.301.30	Real Estate Taxes - Delinquent	\$ 18,000	\$ 18,000
01.310.01	Per Capita Taxes - Current	\$ 19,796	\$ 19,796
01.310.02	Per Capita Taxes - Prior Years	\$ 2,000	\$ 2,000
01.310.10	Real Estate Transfer Tax-	\$ 40,000	\$ 35,000
01.310.20	Earned Income Tax	\$ 415,000	\$ 415,000
01.310.50	Local Services Tax (LST)	\$ 15,000	\$ 15,000
01.310.90	Act 515	\$ -	\$ -
01.321.31	Bicycle License	\$ -	\$ -
01.321.80	Cable TV Franchise	\$ 28,000	\$ 25,000
01.331.10	Magistrate Fines	\$ 15,000	\$ 17,000
01.331.11	State Police Fines	\$ 1,500	\$ 1,500
01.331.12	Local Fines	\$ 1,200	\$ 1,200
01.331.13	Other Fines	\$ 100	\$ 100
01.341.00	Interest Earnings	\$ 1,000	\$ 2,000
01.357.03	Grant Reimbursement - Chamber	\$ -	\$ 1,000
01.355.01	Public Utility Commission (PUC) Realty Tax	\$ 2,000	\$ 2,000
01.355.08	Beverage Licenses	\$ 400	\$ 400
01.359.00	In Lieu of Taxes	\$ 8,483	\$ 10,179
01.359.11	Pension State Aide- Non Uniform	\$ 17,500	\$ 12,000
01.359.12	Pension State Aide- Police	\$ 65,000	\$ 65,000
01.359.14	Firemen's Relief Fund	\$ 14,961	\$ 14,961
01.361.30	Zoning - Subdivision/ and Development fees	\$ 1,000	\$ 1,000
01.361.50	Sale of Maps and Publications	\$ 25	\$ 25
01.362.10	Special Police Services	\$ 750	\$ 750
01.362.11	Sale of Accident Reports	\$ 300	\$ 300
01.362.41	Building Permits	\$ 13,000	\$ 13,000
01.362.411	moving permits		
01.362.44	Rental Registrations	\$ 20,000	\$ 20,000
01.362.44	Sewage Permits	\$ -	\$ -
01.363.10	Street, Sidewalk, Curb	\$ -	\$ -
01.364.30	Solid Waste Collection & Disposal	\$ 387,856	\$ 602,515
01.380.00	Misc Revenue ( Refunds )	\$ 6,000	\$ 6,000
01.383.00	Special Assessments	\$ -	\$ -
01.387.00	Contributions/Donations	\$ 5,000	\$ 5,000
01.388.00	Misc Revenue Xer, Timber, Grass	\$ 7,000	\$ 15,000
01.388.01	Engineering Exp Reimbursement	\$ 10,700	\$ 10,700
01.389.00	Recycling Grant	\$ 3,200	\$ 3,200
01.388.02	Health Insurance Co pay	\$ 15,623	\$ 15,623
01.388.03	COVID Lehigh County Grant		
01.391.00	Transfer from Escrow Police Car		
01.392.00	CDBG Grant	\$ -	\$ -
01.392.02	Police Equipment Grant	\$ 258,733	\$ 48,589
01.392.03	Street Grant - Multimodal DCED	\$ 1,392,127	\$ 317,613

01.392.04	Stormwater Grant	\$ -	\$ -
0.1392.06	ARPA		
01.392.35	Transfer from Highway	\$ 65,804	\$ 66,348
01.392.86	Transfer from Highway Escrow	\$ 90,000	\$ 90,000
01.393.13	Local Shared Grant	\$ -	\$ 22,203
	<b>Total</b>	<b>\$ 3,615,571</b>	<b>\$ 2,568,514</b>

Beginning Balance	\$ 961,191	\$ 961,191
Total Revenue + Non Revenue	\$ 3,615,571	\$ 2,568,514
Total Cash + Receipts	\$ 4,576,762	\$ 3,529,705

<b>GENERAL FUND EXPENDITURES</b>		2024 Approved Budget	2025 Prelim. Budget
<b>01.400.000</b>	<b>Administration</b>		
01.400.112	Mayor Compensation	\$ 1,875	\$ 1,875
01.400.113	Borough Council Compensation	\$ 13,125	\$ 13,125
01.400.114	Fiscal Consultant Compensation	\$ 1,200	\$ 1,200
01.400.115	Auditing	\$ 2,850	\$ 2,850
01.400.140	Manager Compensation	\$ 18,136	\$ 20,250
01.400.141	Admin Compensation	\$ 18,108	\$ 18,664
01.400.142	Contracted Services	\$ 360	\$ 360
01.400.156	Vision/Dental - Administration	\$ 548	\$ 548
01.400.157	Life Insurance - Administration	\$ 469	\$ 469
01.400.159	Health Insurance - Administration	\$ 14,090	\$ 21,645
01.400.174	Education Courses	\$ 1,000	\$ 2,500
01.400.210	Office Supplies	\$ 1,000	\$ 1,000
01.400.220	Operating Supplies	\$ 800	\$ 1,000
01.400.221	CovidPPE Supplies	\$ -	\$ -
01.400.240	Bank Charges	\$ 100	\$ 100
01.400.260	Small Equipment Purchase	\$ 2,000	\$ 2,000
01.400.261	Office Furniture	\$ 400	\$ 400
01.400.300	Comprehensive Plan	\$ 500	\$ 500
01.400.313	Professional Services Engineering	\$ 6,000	\$ 6,000
01.400.314	Professional Services Legal	\$ 25,000	\$ 25,000
01.400.315	Health Insurance - Reimbursement	\$ 12,000	\$ 12,000
01.400.320	Telephone & Communication	\$ 1,700	\$ 2,500
01.400.340	Advertising and Printing	\$ 1,000	\$ 1,000
01.400.350	Insurance & Bonding	\$ 6,000	\$ 6,964
01.400.354	Insurance Compensation	\$ 553	\$ 256
01.400.374	Equipment maintenance and repairs	\$ 1,000	\$ 1,250
01.400.420	Dues, Subscriptions and Memberships	\$ 2,800	\$ 2,800

01.400.700	Capital Purchase - Hardware, Software	\$ -	\$ 7,962
01.400.701	Software yearly maintenance	\$ 1,500	\$ 21,260
01.400.800	Mayor's Discretionary	\$ 1,000	\$ 1,000
	<b>Total</b>	<b>\$ 135,114</b>	<b>\$ 176,478</b>
<b>01.403.000</b>	<b>Tax Collection</b>		
01.403.114	Commissions of Tax Collector	\$ 20,205	\$ 20,205
01.403.200	Supplies	\$ 2,000	\$ 2,600
01.403.320	Postage	\$ 2,400	\$ 3,000
01.403.353	Tax Collector Bond	\$ 100	\$ 100
01.403.354	TCC Budget	\$ 224	\$ 224
	<b>Total</b>	<b>\$ 24,929</b>	<b>\$ 26,129</b>
<b>01.409.000</b>	<b>Municipal Building</b>		
01.409.140	Salaries and Wages	\$ 10,543	\$ 9,700
01.409.220	Operating Supplies	\$ 3,500	\$ 3,500
01.409.351	Insurance	\$ 2,358	\$ 2,772
01.409.361	Electric	\$ 3,000	\$ 3,000
01.409.370	Maintenance and Repairs	\$ 4,500	\$ 5,000
01.409.600	Capital Improvements	\$ 10,000	\$ 10,000
	<b>Total</b>	<b>\$ 33,901</b>	<b>\$ 33,972</b>
<b>01.410.000</b>	<b>Police Protection</b>		
01.410.115	Auditing	\$ 1,800	\$ 2,000
01.410.122	Salary of Chief Regular	\$ 84,453	\$ 84,453
01.410.1221	Salary of Chief Overtime	\$ -	\$ -
01.410.1222	Salary of Chief Holiday	\$ -	\$ -
01.410.140	Salary of Part-Time Patrol Regular	\$ 51,695	\$ 51,695
01.410.1401	Salary of Part-Time Patrol Overtime	\$ 2,438	\$ 2,438
01.410.1402	Salary of Part-Time Patrol Holiday	\$ 7,698	\$ 2,500
01.410.141	Salary of Full-Time Patrol Regular	\$ 249,070	\$ 276,349
01.410.1411	Salary of Full-Time Patrol Overtime	\$ 15,383	\$ 21,000
01.410.1412	Salary of Full-Time Patrol Holiday	\$ 9,669	\$ 9,669
01.410.1413	Shift Differential	\$ 6,793	\$ 6,793
01.410.143	Administrative Salary	\$ 7,115	\$ 7,535
01.410.144	Maintenance Salary	\$ 4,869	\$ 4,986
01.410.145	Contracted Services	\$ 1,200	\$ 1,200
01.410.156	Vision/Dental	\$ 9,000	\$ 9,000
01.410.157	Life Insurance	\$ 4,000	\$ 4,000
01.410.158	Short/Long Term Disability	\$ 350	\$ 350
01.410.159	Health Insurance	\$ 73,321	\$ 68,140
01.410.174	Education courses	\$ 2,000	\$ 3,000
01.410.191	Uniforms	\$ 6,000	\$ 6,000
01.410.210	Office Supplies	\$ 1,000	\$ 500
01.410.213	Small Equipment Purchases	\$ 7,000	\$ 7,000
01.410.214	Police Vests	\$ 2,500	\$ 2,500
01.410.214	Police Vest Reimbursed	\$ -	\$ -
01.410.216	Animal Control Services	\$ 800	\$ 800
01.410.217	Bike Patrol	\$ 250	\$ 250
01.410.220	Operating Supplies	\$ 5,011	\$ 5,011

01.410.2201	Operating Supplies-Comm Events	\$ 1,000	\$ 1,500
01.410.231	Gasoline	\$ 8,000	\$ 8,000
01.410.239	Ammunition	\$ 5,000	\$ 5,000
01.410.301	Child Abuse Investigator	\$ -	\$ -
01.410.313	Engineering Fees	\$ -	\$ -
01.410.314	Legal Fees	\$ 10,000	\$ 10,000
01.410.320	Communications Expense (phones, postage)	\$ 2,700	\$ 2,700
01.410.327	Radio Equipment Maintenance	\$ 1,000	\$ 1
01.410.336	Vehicle Rental	\$ -	\$ -
01.410.338	Tires and Tubes	\$ 1,500	\$ 1,500
01.410.340	Advertising and Printing	\$ 400	\$ 400
01.410.352	Ins. Contribution	\$ 3,236	\$ 3,771
01.410.353	Police Professional Liability Insurance	\$ 4,003	\$ 7,456
01.410.354	Insurance Compensation	\$ 29,667	\$ 21,992
01.410.355	Insurance - Property	\$ 590	\$ 602
01.410.361	Electric	\$ 2,000	\$ 2,000
01.410.370	Maintenance and Repairs - Non vehicle	\$ 1,000	\$ 1,000
01.410.375	Vehicle Maintenance and Repairs	\$ 5,000	\$ 5,000
01.410.420	Dues, Memberships, and Subscriptions	\$ 1,200	\$ 1,200
01.410.701	Software Yearly Maintenance	\$ 14,000	\$ 41,390
01.410.741	Purchase Computer	\$ -	\$ 18,579
01.410.742	Capital Purchase - Vehicle	\$ 10,000	\$ 25,000
01.410.743	Purchase Radios	\$ -	\$ -
01.410.744	Weapons Guns/Tasers	\$ 2,745	\$ 2,745
01.410.745	Grant Purchases	\$ 258,733	\$ 47,146
	<b>Total</b>	<b>\$ 915,188</b>	<b>\$ 784,149</b>
<b>01.411.000</b>	<b>Fire Protection</b>		
01.411.231	Gasoline Contribution	\$ 2,000	\$ 2,000
01.411.352	Equipment Contribution	\$ 25,250	\$ 25,250
01.411.354	Insurance Compensation	\$ 12,248	\$ 12,644
01.411.500	Contribution	\$ 25,000	\$ 25,000
01.411.501	Training Contribution	\$ 2,800	\$ 2,800
01.411.502	Contribution for Vehicle	\$ 5,000	\$ 5,000
01.411.541	Firemen's Relief Fund	\$ 14,961	\$ 14,961
	<b>Total</b>	<b>\$ 87,259</b>	<b>\$ 87,655</b>
<b>01.412.000</b>	<b>Ambulance and Rescue</b>		
01.412.500	Contribution	\$ 2,000	\$ 3,600
	<b>Total</b>	<b>\$ 2,000</b>	<b>\$ 3,600</b>
<b>01.413.000</b>	<b>Protective Inspections</b>		
01.413.141	Building Inspections	\$ 4,000	\$ 4,000
01.413.143	Rental Inspections	\$ 1,200	\$ 1,200
	<b>Total</b>	<b>\$ 5,200</b>	<b>\$ 5,200</b>
<b>01.414.000</b>	<b>Planning and Zoning</b>		
01.414.140	Salaries and Wages	\$ 300	\$ 1,000
01.414.220	Operating Supplies	\$ 500	\$ 1,000
01.414.313	Professional Services Engineering	\$ 25,000	\$ 25,000
01.414.3131	Alternate Zoning	\$ 2,000	\$ 2,000

01.414.314	Professional Services Legal	\$ 3,000	\$ 3,000
	<b>Total</b>	<b>\$ 30,800</b>	<b>\$ 32,000</b>
<b>01.427.000</b>	<b>Solid Waste Collection and Disposal</b>		
01.427.140	Salaries and Wages	\$ 687	\$ 659
01.427.220	Operating Supplies	\$ 2,000	\$ 2,000
01.427.314	Legal Expenses	\$ 3,000	\$ 1,000
01.427.370	Contracted Services - Lawn Mower	\$ 18,000	\$ 18,000
01.427.452	Contracted Services- Solid Waste	\$ 390,475	\$ 592,152
01.427.463	Insurance Bonding	\$ -	\$ -
01.427.464	Equipment Repair	\$ 300	\$ 300
	<b>Total</b>	<b>\$ 414,462</b>	<b>\$ 614,111</b>
<b>01.428.000</b>	<b>Storm Water</b>		
01.429.140	Salaries and Wages	\$ 7,736	\$ 7,181
01.429.220	Operating Supplies	\$ 2,000	\$ 2,400
01.429.313	Engineering Expenses	\$ 25,000	\$ 20,000
01.429.314	Legal Expenses	\$ 2,000	\$ 2,000
01.429.370	Maintenance and Repairs	\$ 32,000	\$ 10,000
	<b>Total</b>	<b>\$ 68,736</b>	<b>\$ 41,581</b>
<b>01.430.000</b>	<b>Highways</b>		
01.430.140	Salaries and Wages	\$ 38,007	\$ 37,778
01.430.141	Fire Police Wages	\$ -	\$ -
01.430.156	Vision/Dental	\$ 1,141	\$ 867
01.430.157	Life Insurance	\$ 930	\$ 930
01.430.159	Health Insurance	\$ 28,607	\$ 24,209
01.430.220	Operating Supplies	\$ 3,500	\$ 3,500
01.430.222	Pole Building Maintenance	\$ 1,000	\$ 1,000
01.430.230	Heating Fuel (Oil)	\$ 1,400	\$ 1,400
01.430.231	Vehicle Expense - Fuel	\$ 3,000	\$ 3,000
01.430.238	Uniforms	\$ 1,000	\$ 1,000
01.430.239	Safety Shoes	\$ 1,200	\$ 1,200
01.430.260	Small Tools - Equipment Purchase	\$ 5,000	\$ 5,000
01.430.313	Professional Services Engineer	\$ 180,000	\$ 30,000
01.430.314	Professional Services Legal	\$ 500	\$ 500
01.430.315	Contracted Services	\$ 10,000	\$ 10,000
01.430.320	Communications and Postage	\$ 2,000	\$ 2,000
01.430.327	Radio Equipment - Maintenance & Purchase	\$ 500	\$ 500
01.430.336	Equipment Rental	\$ 1,500	\$ 1,500
01.430.340	Advertising and Printing	\$ 1,000	\$ 1,000
01.430.351	Insurance Equipment	\$ 1,034	\$ 1,279
01.430.352	Insurance Casualty (Vehicle)	\$ 2,555	\$ 2,714
01.430.354	Insurance Compensation	\$ 7,320	\$ 5,201
01.430.355	Insurance Property	\$ 2,099	\$ 2,550
01.430.361	Maintenance Building Electric	\$ 1,575	\$ 1,575
01.430.370	Maintenance and Repairs Sm Equipment	\$ 1,500	\$ 1,500
01.430.372	Purchase Mower	\$ -	\$ -
01.430.375	Vehicle Maintenance	\$ 4,000	\$ 4,000
01.430.742	Purchase Pickup Truck	\$ -	\$ -



01.430.400	Principal Small Borrowing	\$ -	\$ -
01.431.000	Street Cleaning	\$ 4,000	\$ 4,000
01.432.000	Snow and Ice Removal	\$ 7,000	\$ 7,000
01.433.000	Street Signs & Markings	\$ 5,000	\$ 5,000
01.433.001	No Parking Signs	\$ -	\$ -
01.433.005	Flags	\$ -	\$ 2,000
01.434.000	Street Lighting	\$ 44,100	\$ 44,100
01.436.000	Storm Drain Boxes	\$ 1,000	\$ 1,000
01.437.000	Repair - Tools and Equipment	\$ 1,000	\$ 1,000
01.438.000	Highway Maintenance and Repairs	\$ 1,246,902	\$ 302,354
01.439.000	Highway Construction		
01.439.730	Capital Purchase Pole Building	\$ -	\$ -
	<b>Total</b>	<b>\$ 1,609,370</b>	<b>\$ 510,657</b>
<b>01.452.000</b>	<b>Recreational Services</b>		
01.452.140	Salaries and Wages	\$ 14,718	\$ 14,095
01.452.213	Small Equipment Purchases	\$ 1,000	\$ 1,000
01.452.220	Operating Supplies	\$ 2,500	\$ 3,000
01.452.231	Gasoline	\$ 1,000	\$ 1,000
01.452.247	Rec Support Park and Playground	\$ 5,000	\$ 5,000
01.452.248	Ball field/Hockey/Basketball expenses	\$ 2,500	\$ 2,500
01.452.249	Rec Support In Lieu of Umpire Fees	\$ 1,500	\$ 1,500
01.452.313	Professional Services - Engineering	\$ -	\$ -
01.452.314	Professional Services - Legal	\$ 500	\$ 500
01.452.340	Advertising	\$ 75	\$ 75
01.452.354	Insurance Compensation	\$ 867	\$ 1,314
01.452.356	Insurance Liability Spraying	\$ 300	\$ 350
01.452.361	Electric	\$ 1,200	\$ 1,200
01.452.370	Maintenance and Repairs	\$ 1,000	\$ 1,000
01.452.372	Purchase Mower	\$ -	\$ -
01.452.375	Vehicle Maintenance	\$ 600	\$ 600
	<b>Total</b>	<b>\$ 32,760</b>	<b>\$ 33,134</b>
<b>01.456.000</b>	<b>Library</b>		
01.456.500	Library Contributions	\$ 11,805	\$ 12,980
	<b>Total</b>	<b>\$ 11,805</b>	<b>\$ 12,980</b>
<b>01.470.000</b>	<b>Debt Service</b>		
01.471.400	Principal Small Borrowing (Sec 409)	\$ -	
01.471.500	Principal Unfunded (509)	\$ -	\$ -
01.472.400	Int Small Borrow (Sec 409)	\$ -	
01.472.500	Int Unfunded (Sec 509)	\$ -	\$ -
	<b>Total</b>	<b>\$ -</b>	<b>\$ -</b>
<b>01.486.350</b>	<b>Insurance</b>		
01.486.350	Other Umbrella Pol. Liability	\$ 5,620	\$ 7,231
	<b>Total</b>	<b>\$ 5,620</b>	<b>\$ 7,231</b>
<b>01.487.000</b>	<b>Employee Tax &amp; Benefits</b>		
01.487.160	Mun. Retirement (Non uniform)	\$ 17,500	\$ 15,000
01.487.161	Social Security (FICA)	\$ 45,177	\$ 48,767
01.487.162	Unemployment Comp (PSAB)	\$ 5,130	\$ 5,130

01.487.163	Police Pension Fund	\$ 65,000	\$ 65,000
01.487.165	SUI	\$ -	\$ -
01.487.167	Health Insurance Reimbursement	\$ 12,500	\$ 12,500
01.487.168	Cell Phone Reimbursement	\$ -	\$ -
	<b>Total</b>	<b>\$ 145,307</b>	<b>\$ 146,397</b>
<b>01.491.000</b>	<b>Refunds</b>		
01.491.000	Refunds prior year	\$ 100	\$ 100
01.491.100	Refunds current year	\$ 500	\$ 500
	<b>Total</b>	<b>\$ 600</b>	<b>\$ 600</b>
<b>01.150.00</b>	<b>Gasoline and Taxes</b>		
01.150.000	Diesel Purchased	\$ 6,000	\$ 7,000
	<b>Total</b>	<b>\$ 6,000</b>	<b>\$ 7,000</b>

Total Expenditures	\$ 3,529,050	\$ 2,522,875
Cash Balance	\$ 1,047,711	\$ 1,006,830
Total Cash & Receipts	\$ 4,576,762	\$ 3,529,705

<b>WATER REVENUE</b>		2024 Approved Budget	2025 Prelim. Budget
06.341.00	Interest Earned	\$ 500	\$ 1,000
06.378.10	Water Rents	\$ 325,000	\$ 325,000
06.378.91	Special Assets (permits)	\$ -	\$ -
06.378.92	Sale of property and support	\$ 1,000	\$ 1,000
06.380.00	Miscellaneous Revenue	\$ -	\$ -
06.380.01	Water Reading Fee	\$ 1,000	\$ 1,000
06.392.00	Covid-19 ARPA Pa Small Water Grant	\$ -	\$ 192,500
06.392.01	ARPA	\$ -	\$ -
06.393.13	Small Borrowing Maint,	\$ -	\$ -
06.393.14	Small Borrowing Water	\$ -	\$ -
06.395.00	Refunds		
	<b>Total</b>	<b>\$ 327,500</b>	<b>\$ 520,500</b>

Beginning Balance	\$ 405,223	\$ 405,223
Total Receipts and Transfers	\$ 327,500	\$ 520,500
Total Cash and Receipts	\$ 732,723	\$ 925,723

<b>WATER FUND EXPENDITURES</b>		2024 Approved Budget	2025 Prelim. Budget
<b>Water System Administration</b>			
06.448.115	Auditor	\$ 2,000	\$ 2,000
06.448.140	Salaries and Wages	\$ 38,728	\$ 41,632
06.448.142	Fire Police Wages	\$ -	\$ -
06.448.156	Vision/ Dental	\$ 1,529	\$ 1,209
06.448.157	Accident Health Life Insurance	\$ 529	\$ 529
06.448.159	Health Insurance	\$ 43,942	\$ 39,325
06.448.161	FICA	\$ 10,334	\$ 11,996
06.448.162	Unemployment Comp Insurance	\$ 800	\$ 1,000
06.448.210	Office Supplies	\$ 800	\$ 800
06.448.220	Operating Supplies	\$ 8,000	\$ 15,000
06.448.230	Heating Fuel (Oil)	\$ 1,000	\$ 1,000
06.448.221	Liability Insurance	\$ -	\$ -
06.448.313	Professional Services Engineering	\$ 14,000	\$ 55,000
06.448.314	Professional Services Legal	\$ 1,000	\$ 1,000
06.448.320	Telephone and Communications	\$ 4,800	\$ 6,000
06.448.340	Advertising and Printing	\$ 250	\$ 250
06.448.361	Electric	\$ -	\$ -
	<b>Total</b>	<b>\$ 127,711</b>	<b>\$ 176,742</b>

	<b>Water Pumping and Transport</b>		
06.449.140	Salaries and Wages	\$ 96,353	\$ 94,106
06.449.220	Operating Supplies	\$ 15,000	\$ 15,000
06.449.222	Purchase Chemicals	\$ 2,200	\$ 2,200
06.449.230	Heating Fuel (propane)	\$ 1,500	\$ 1,500
06.449.231	Gasoline	\$ 4,000	\$ 4,000
06.449.238	Uniforms	\$ 1,000	\$ 1,000
06.449.260	Purchase Small Tools Equipment	\$ 5,000	\$ 5,000
06.449.261	Purchase (meters)	\$ 2,000	\$ 2,000
06.449.262	Traffic Control Device	\$ -	\$ -
06.449.316	Professional Services (Tests)	\$ 7,000	\$ 9,000
06.449.351	Property Insurance	\$ 3,603	\$ 4,492
06.449.352	Insurance Casualty Vehicle	\$ 2,136	\$ 2,614
06.449.354	Insurance Compensation	\$ 7,320	\$ 5,201
06.449.361	Electric	\$ 20,000	\$ 20,000
06.449.370	Vehicle Maintenance	\$ 2,500	\$ 3,500
06.449.372	Purchase Mower	\$ -	\$ -
06.449.373	Purchase Maint Fire Hydrant	\$ 4,000	\$ 4,000
06.449.374	Maintenance Repair Mach Equipment	\$ 2,500	\$ 2,500
06.449.375	Maint and Repairs Mains	\$ 3,000	\$ 3,000
06.449.377	Maint and Repairs Pumps	\$ 8,000	\$ 7,000
06.449.378	Maint and Repairs Tanks	\$ 2,000	\$ 2,000
06.449.379	Maint and Repair Chlorinator	\$ 5,000	\$ 5,000
06.449.380	Maint Reservoir Hill	\$ 2,500	\$ 2,500
06.449.700	Capital Purchases, Pole Building		\$ -
06.449.701	Pager Rental	\$ -	\$ -
06.449.702	Capital Purchases Mains	\$ -	\$ 192,500
06.449.704	Pole Building	\$ 1,000	\$ 1,000
06.449.742	Purchase Utility Truck	\$ -	\$ -
06.448.900	Well 4 Update	\$ -	\$ -
06.449.901	Well 3 Tank Upgrades	\$ 2,500	\$ -
06.471.400	Principal Pay Building		
06.472.400	Interest Pay Building		
06.471.401	Principal Pay Tank		
06.472.401	Interest Pay Tank		
	<b>Total</b>	<b>\$ 200,112</b>	<b>\$ 389,113</b>

Total Expenditures	\$ 327,823	\$ 565,854
Cash Balance	\$ 404,900	\$ 359,869
Total Cash & Receipts	\$ 732,723	\$ 925,723

SEWER REVENUES		2024 Approved Budget	2025 Proposed Budget
08.341.00	Interest Earned	\$ 250	\$ 500
08.364.10	Sewer Rents	\$ 360,000	\$ 390,000
08.364.11	Sewer Connection/ Tapping Fee	\$ 300	\$ 300
08.364.13	Miscellaneous - Non Revenue	\$ -	\$ -
08.392.00	Small Borrowing	\$ -	\$ -
08.392.01	PA Small Water & Sewer Grant	\$ 230,658	\$ 230,658
08.392.08	Transfer from I & I Escrow		
08.395.00	Refunds	\$ -	\$ -
	<b>Total</b>	<b>\$ 591,208</b>	<b>\$ 621,458</b>

total has averaged +395,000 the last 3 years

\*\*\*lateral and manhole repairs

Beginning Balance	\$ 155,686	\$ 155,686
Total Receipts and Transfers	\$ 591,208	\$ 621,458
<b>Total Cash and Receipts</b>	<b>\$ 746,894</b>	<b>\$ 777,144</b>

SEWER FUND EXPENDITURES		2024 Approved Budget	2025 Proposed Budget
08.429.115	Auditing	\$ 2,650	\$ 2,650
08.429.140	Wages Admin	\$ 47,005	\$ 50,692
08.429.141	Wages Staff	\$ 96,353	\$ 94,106
08.429.142	Fire Police Wages	\$ -	\$ -
08.429.156	Vision/Dental	\$ 1,529	\$ 1,209
08.429.157	Accident Health - Life Insurance	\$ 529	\$ 529
08.429.159	Health Insurance	\$ 43,942	\$ 39,325
08.429.161	FICA - Social Security	\$ 10,967	\$ 12,690
08.429.162	Unemployment Comp Insurance	\$ 339	\$ 1,000
08.429.210	Office Supplies	\$ 1,000	\$ 1,000
08.429.220	Operating Supplies	\$ 3,850	\$ 3,850
08.429.221	Operating Supplies Admin	\$ 500	\$ 500
08.429.230	Heating Fuel (Oil)	\$ 1,000	\$ 1,000
08.429.231	Gasoline	\$ 4,000	\$ 4,000
08.429.238	Uniforms	\$ 1,000	\$ 1,000
08.429.260	Purchase Small Tools and Equipmen	\$ 3,000	\$ 3,000

Linked to Notes

Linked to Notes

Linked to Notes

08.429.262	Pole Building	\$ 2,000	\$ 2,000
08.429.313	Professional Services Engineering	\$ 60,000	\$ 40,000
08.429.314	Professional Services Legal	\$ 2,000	\$ 2,000
08.429.320	Telephone and Communications	\$ 1,500	\$ 1,500
08.429.340	Advertising and Printing	\$ 300	\$ 300
08.429.351	Property Insurance	\$ 996	\$ 1,172
08.429.352	Insurance Casualty Vehicle	\$ 2,118	\$ 2,583
08.429.354	Insurance Compensation	\$ 7,319	\$ 5,202
08.429.361	Electric	\$ 4,000	\$ 4,000
08.429.364	Sewage Disposal LCA	\$ 210,880	\$ 210,880
08.429.365	I and I	\$ 105,000	\$ 105,000
	I & I Transferred to Escrow		
08.429.370	Maintenance and Repairs	\$ 7,000	\$ 7,000
08.429.372	Purchase Mower	\$ -	\$ -
08.429.373	Sewer Station Generator	\$ 1,065	\$ 1,065
08.429.375	Vehicle Maintenance	\$ 2,000	\$ 3,500
08.429.380	Leases	\$ 3,155	\$ 4,206
08.429.700	Capital Outlay Radios	\$ 800	\$ 800
08.429.730	Capital Purchase Pole Building	\$ -	\$ -
08.429.742	Purchase Utility Truck	\$ -	\$ -
08.471.400	Small Borrowing Loan	\$ -	\$ -
08.472.400	Small Borrowing Interest		
	<b>Total</b>	<b>\$ 627,796</b>	<b>\$ 607,759</b>

Total Expenses	\$ 627,796	\$ 607,759
Cash Balance	\$ 119,098	\$ 169,385
Total Cash and Receipts	\$ 746,894	\$ 777,144

	Beginning Balance	Revenue	Expenses	Ending Balance	Difference
Water	\$ 428,967	\$ 520,500	\$ 565,854	\$ 383,612	\$ (45,354)
Sewer	\$ 148,006	\$ 621,458	\$ 607,759	\$ 161,705	\$ 13,699
General	\$ 921,547	\$ 2,568,514	\$ 2,522,875	\$ 967,186	\$ 45,639